

## STOP!

Before you open this box, we have a challenge for you.

This box contains *all the elements* to make a Magical Destination. All it needs is you and your creativity for it to be made real.

But wait! Before you open your box to see what's packed inside, take this challenge:

Carefully,  
with your eyes closed or blindfolded,  
remove each item from your mystery box.

One item at a time,

pick it up,

touch it,


smell it,

listen as it moves in your hands, then set it down.



Use all your senses except sight to discover what you have unpacked from your box.

Now open your eyes and look: were you able to identify some of the items? were they what you thought they would be?



Next, close your eyes again and for a minute and let yourself imagine:

if you could go *anywhere* with your physical body,

if you could bring all your senses and explore,

where would you like to go?

where would you choose to explore?

the clouds?

your garden?

an-alleyway?

the moon?

a volcano?

a city?

a cupboard?

under water?

so many choices!

Pick one that you would like to explore.


Imagine what this place would be like,

what it would look like,

what it would smell like,

what it would sound like,

Now look at your box of materials and, using what you found inside,  
let's see if you can create your Magical Destination!



## INSIDE OUT & BACK to FRONT: building your world

To create your magical world, we are going to built it from back to front and inside to out:  
by beginning with the backdrop.


What background setting are you envisioning?

- ~ sheep wool cloud scape? ~ outer space with tin foil stars? ~ tissue paper sunset ~
- ~ cloth underwater waves? ~ a forest of leaves? ~

Included in your stack of papers is a stiff brown square that can be  
~ colored ~ painted ~ collaged ~ mosaic ~ etc ~  
then glued onto the bottom-now-back of your box.

Do you want texture,  
color,  
layers,  
for your background?

As you look through your materials,  
listen for the ones that whisper,  
"I'm your backdrop!"  
Like a far away echo.



Next, you'll add your middle ground elements.

Does your world have rolling hills? Tall tree? Bridges? Waves?

What can you use to create this in-between place?

- ~ popsicle stick supports? ~ construction paper hills? ~ stone walls? ~ magical mossy carpets? ~
- ~ foil crinkled into mountains... city scapes... amusement park rides... a newly discovered planet...? ~



Finally, add your foreground,  
that place for your little person to hang out and play.

You can use your box lid for this part.

Do you have an ocean beach?

A space ship?

A roaring fire?

Glue on your ground:

Do you want to use

Sand?

Dirt?

Crumpled plant material?

What about rocks for a path?

Maybe a winding cloud road?



Let your imagination go wild! You have so many supplies that you can use to add magical elements to your box world. Don't forget about the sides and the back of your box. You can add new ecosystems for your person to explore!!



# Scavenger Hunt

Your new world needs more work, it needs more elements. So, let's leave our magical world, travel back home, and go outside to find some more things in the natural world to add to the world-in-a-box you were just working on.

While we're looking.....  
Are your senses sharp?



## LISTEN

What do you hear when you close your eyes?  
What direction is the sound coming from?  
Open your eyes and walk in the direction of that sound. While you're walking look down to the ground. Do you see anything that you can pick up and take home with you? (a stick, A cool rock, a leaf, a dead bug)  
What was that sound?  
Did you find it?  
Was it the sound you thought it was?




## TEMPERATURE

Next, can you find a place that is warmer than where you currently are?  
Can you find a place that is cooler?  
Sit in each of these places for a little while. Look around you. Can you find anything interesting that would make your box world better?



## BAREFOOT


Take your shoes and socks off and carefully walk.  
Feel the ground,  
    feel the sidewalk,  
    feel the grass.  
Can you find a place that feels rough,  
    one that feels smooth,  
    one that feels squishy on your feet.



In each of these places look down and touch the ground with your hands  
AND remember to be on the lookout for interesting things to add to your magical world.

COLORS OF THE RAINBOW

ROYGBIV



See how many things of each of these colors you can see.

- red flowers
- orange butterfly wings
- yellow sun
- green leaves
- bright blue skies
- indigo rivers
- violet sunsets

What do you see that holds the colors of the rainbow?



## SMELL

Get on your knees and get your nose on the ground like a dog would! Close your eyes and breathe in. Do you smell anything different?

Something sweet  
or wet

or dry


or yucky?

What does the smell remind you of?

Now go to a new spot, find a different set of smells.

Try and remember while you're there to be on the lookout for interesting things.

Getting down low is a good way to find interesting things.



## TEXTURE

Now look around for something soft to touch: any grass? feathers? sand? fur?

Find something rough to touch: bark... gravel... pavement...

How about something squishy?

Finally, find something smooth. Put it in your hands, hold it to you cheek.

Is it cool?

Does it calm you down?

If it's small enough, bring it back with you to the world you're making.

Can you make it into a seat for your little you? (your bead person)

